

Prismatic Keyboard USER GUIDE

【Specification】



Type : Ultrathin mechanical keyboard
 Backlit : RGB
 Connector : USB interface, gold plated
 Voltage : 160mA
 Size : L 293 * W 103 * H 17mm
 Net weight : 306g±5g

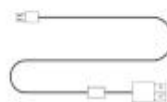
Number of keys : 67K layout
 Transmission mode : 1.2m detachable braided micro USB Cable
 Switch lifetime : more than 70 million times
 System support :
 Wired mode: Win ME, Win2000, Win XP, Vista, Win7, Win8, Win10, MAC system.
 Bluetooth mode : Win8 and above system, Android system, Mac system and other systems.



Keyboard x 1



User Guide x 1



USB cable x 1


























【 Main Features 】

- Support wired & bluetooth modes
- Metal upper case
- Ultrathin body
- Cool RGB backlit
- High-end performance
- Custom setting available

【Combination key function】

Fn +  Lock WIN & APP

Caps key has different colors setting when enable.

Fn +	 = F1	 = F6	 = F11	 = INS	 = PGDN
	 = F2	 = F7	 = F12	 = HOME	 = TUP
	 = F3	 = F8	 = PRT	 = PGUP	 = ←LEFT
	 = F4	 = F9	 = SCR	 = DEL	 = ↓DOWN
	 = F5	 = F10	 = PAUSE	 = End	 = →RIGHT



【Wired Mode】



Combined keys function

Fn +  Press & hold over 2 seconds = reset all to default.

1. Lighting effects of Backlit

Fn +  Switch 13 lighting modes

Fn +  /  Speed - / +

Fn +  /  Light color switch

Fn +  /  Brightness + / -

NO.	Lighting modes	Speed	Light color	Brightness
1	Static		±8	±5
2	Breath	±4	±8	
3	Mixed Light Change	±4		
4	Launch	±4	±8	±5
5	Rain	±4	±8	±5
6	Rainbow Roulette	±4		
7	Ripple	±4	±8	±5
8	Starry	±4		±5
9	Reactive advanced	±4	±8	±5
10	Endless Stream	±4	±8	±5
11	Wave	±4	±8	
12	Shadow	±4	±8	±5
13	Sine wave	±4	±8	±5

★ Static color: Red, Green, Blue, Yellow, Purple, Cyan, White, Rainbow

2. Lighting effects of lightbar






Fn + **App** Switch 8 modes on lightbar

Fn + **Alt** (Right side) + **{ [/ }]** Speed - / +

Fn + **Alt** (Right side) + **< / >** Light color switch

NO.	Lighting modes	Speed	Light color
1	Clockwise race	±4	±8
2	Antilockwise race	±4	
3	Flowing light	±4	±8
4	Static	±4	
5	Breath	±4	
6	Neon	±4	
7	Flicker	±4	
8	Random change	±4	

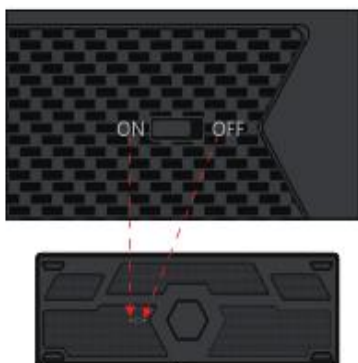
3. Game mode & Customizing setting

Fn + 	Game mode 1(FPS)
Fn + 	Game mode 2(CF)
Fn + 	Game mode 3(COD)
Fn + 	Game mode 4(LOL)
Fn + 	Game mode 5(QQ race)
Fn + Shift (Right side)	Record/Storage/Customize

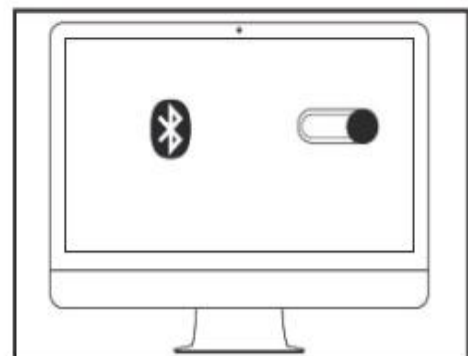
★ Press **Fn** + **Tab**  to return lighting mode.

【 Bluetooth mode : Pairing your Keyboard 】

1. Turn on the Bluetooth switch on the back of the keyboard.



2. Turn on the Bluetooth of the device



3. Press and hold combined keys below until **ESC begins flash**, ready to pair device.

Device	1	2	3
Combined Keys to pair	Fn + Shift (left side)	Fn + Ctrl (left side)	Fn + Alt (left side)

The keyboard can pair 3 devices by the above combined keys.

4. Keyboard should be found on your device, start pairing.

Switch different bluetooth devices	Fn + Q	Fn + E	Fn + R
------------------------------------	----------------------	----------------------	----------------------

★ If you need to connect new device under bluetooth mode, you must clean up the old device first and press combined keys

Fn + **Shift** (left side) / **Fn** + **Ctrl** (left side) / **Fn** + **Alt** (left side) to re-code.

★ If there is any abnormality during keyboard use, please turn off the Bluetooth power switch and then turn it on to reconnect the device.

【Bluetooth mode : Lighting effects】

★ To maximize battery usage on Keyboard, Under Bluetooth mode you have only single colour lighting mode (Red) or no Lighting mode to choose.

Under low lighting mode : 7 hours / Charge

No lighting mode : 12 hours / Charge

★ Lighting on / off : **Fn** + **Tab**

★ Keyboard automatically enters sleep mode after 3mins of inactivity while in Bluetooth mode, press any key to activate the keyboard.

★ Using micro USB Cable to connect PC to charge

Battery Status

Red indicator	Charging
Green indicator	Full
Battery voltage <3.3V	ESC flicker

